



Information About Brokerage Services

Before working with a real estate broker, you should know that the duties of a broker depend on whom the broker represents. If you are a prospective seller or landlord (owner) or a prospective buyer or tenant (buyer), you should know that the broker who lists the property for sale or lease is the owner's agent. A broker who acts as a subagent represents the owner in cooperation with the listing broker. A broker who acts as a buyer's agent represents the buyer. A broker may act as an intermediary between the parties if the parties consent in writing. A broker can assist you in locating a property, preparing a contract or lease, or obtaining financing without representing you. A broker is obligated by law to treat you honestly.

IF THE BROKER REPRESENTS THE OWNER:

The broker becomes the owner's agent by entering into an agreement with the owner, usually through a written - listing agreement, or by agreeing to act as a subagent by accepting an offer of subagency from the listing broker. A subagent may work in a different real estate office. A listing broker or subagent can assist the buyer but does not represent the buyer and must place the interests of the owner first. The buyer should not tell the owner's agent anything the buyer would not want the owner to know because an owner's agent must disclose to the owner any material information known to the agent.

IF THE BROKER REPRESENTS THE BUYER:

The broker becomes the buyer's agent by entering into an agreement to represent the buyer, usually through a written buyer representation agreement. A buyer's agent can assist the owner but does not represent the owner and must place the interests of the buyer first. The owner should not tell a buyer's agent anything the owner would not want the buyer to know because a buyer's agent must disclose to the buyer any material information known to the agent.

IF THE BROKER ACTS AS AN INTERMEDIARY:

A broker may act as an intermediary between the parties if the broker complies with The Texas Real Estate License Act. The broker must obtain the written consent of each party to the transaction to act as an

intermediary. The written consent must state who will pay the broker and, in conspicuous bold or underlined print, set forth the broker's obligations as an intermediary. The broker is required to treat each party honestly and fairly and to comply with The Texas Real Estate License Act. A broker who acts as an intermediary in a transaction:

- (1) shall treat all parties honestly;
- (2) may not disclose that the owner will accept a price less than the asking price unless authorized in writing to do so by the owner;
- (3) may not disclose that the buyer will pay a price greater than the price submitted in a written offer unless authorized in writing to do so by the buyer; and
- (4) may not disclose any confidential information or any information that a party specifically instructs the broker in writing not to disclose unless authorized in writing to disclose the information or required to do so by The Texas Real Estate License Act or a court order or if the information materially relates to the condition of the property.

With the parties' consent, a broker acting as an intermediary between the parties may appoint a person who is licensed under The Texas Real Estate License Act and associated with the broker to communicate with and carry out instructions of one party and another person who is licensed under that Act and associated with the broker to communicate with and carry out instructions of the other party.

If you choose to have a broker represent you, you should enter into a written agreement with the broker that clearly establishes the broker's obligations and your obligations. The agreement should state how and by whom the broker will be paid. You have the right to choose the type of representation, if any, you wish to receive. Your payment of a fee to a broker does not necessarily establish that the broker represents you. If you have any questions regarding the duties and responsibilities of the broker, you should resolve those questions before proceeding.

Real estate licensee asks that you acknowledge receipt of this information about brokerage services for the licensee's records.

Buyer, Seller, Landlord or Tenant

Date

Texas Real Estate Brokers and Salespersons are licensed and regulated by the Texas Real Estate Commission (TREC). If you have a question or complaint regarding a real estate licensee, you should contact TREC at P.O. Box 12188, Austin, Texas 78711-2188 , 512-936-3000 (<http://www.trec.texas.gov>)

TREC No. OP-K



TEXAS ASSOCIATION OF REALTORS®
GENERAL INFORMATION AND NOTICE TO A BUYER

USE OF THIS FORM BY PERSONS WHO ARE NOT MEMBERS OF THE TEXAS ASSOCIATION OF REALTORS® IS NOT AUTHORIZED.
©Texas Association of REALTORS®, Inc. 2012

Be an informed buyer. Make sure that the property you want to purchase meets your needs. The following information may assist you during your purchase.

ANNEXATION. If the property you buy is outside the limits of a municipality, you should be aware that the property may later be annexed by a nearby municipality. You may find information on the boundaries of nearby municipalities by contacting the municipalities directly.

APPRAISAL. An appraisal is a valuation of the property. An appraiser renders an estimate of value as of a certain date under assumptions and conditions stated in the appraisal report. Typically, a buyer's lender requires an appraisal to verify that the loan is secured by property that is worth a certain amount. An appraisal is not the same as an inspection.

BROKERS. A real estate broker *represents* a party (buyer or seller) in a real estate transaction or may act as an intermediary between the parties. You may work with the broker or with one of the broker's agents. You will be provided a form titled "Information About Brokerage Services" (TAR 2501) which defines agency relationships. The agent may help you locate a property and is obligated to *negotiate* the transaction. The agent may assist you in gathering information and may coordinate many details in the transaction. Brokers and agents are not inspectors. They do not possess the expertise to conduct inspections and therefore do not make any representations, warranties, or guarantees about a property's condition. Agents are not attorneys. You are encouraged to seek the assistance of an attorney to help you understand any of the legal consequences and provisions of your contract or transaction.

ENVIRONMENTAL CONCERNS.

General. Over the years the market has identified environmental conditions that buyers should know may exist. Environmental hazards include, but are not limited to, conditions such as: asbestos, lead-based paint, mold, pesticides, radon gas, toxic waste, underground storage tanks, urea formaldehyde insulation, and other pollutants. Wetlands or endangered species on the property may restrict the use of the property.

Environmental Inspections. If you are concerned that environmental hazards, wetlands, or endangered species may be present on the property you wish to buy, you should hire a qualified expert to inspect the property for such items. You may include a promulgated addendum (TAR 1917) in your contract that may address such matters.

Lead-Based Paint. If you buy a property that was built before 1978, federal law requires that you be provided with: (1) the pamphlet titled "Protect Your Family from Lead in Your Home" (TAR 2511); (2) the records and reports the seller has concerning lead-based paint or hazards; and (3) an opportunity to have the property inspected for lead-based paint or hazards.

Mold. It is not uncommon to find mold spores in a property. The concern about mold increases when there are large amounts of mold found in a property. The Texas Department of Insurance publishes a document titled "Protect Your Home from Mold" (TAR 2507) which discusses mold in more detail.

Oak Wilt and Diseased Trees. There are diseases such as oak wilt and other conditions that may affect trees and other plants. Oak wilt is a fungus that affects certain oak trees. If you are concerned about such matters, have the trees and other plants inspected by a professional of your choice.

Noise. Properties around the property you may buy are used for a variety of purposes. Some of the uses cause noise (for example, airports, railways, highways, restaurants, bars, schools, arenas and construction). You are encouraged to drive and review the area around any property in which you are interested at various times and days.

EXPANSIVE SOILS. Soil conditions vary greatly throughout Texas. Many soils will move; some more than others. This movement will, many times, affect the foundation of homes and buildings and may cause cracks to appear in walls or other parts of the building. Additionally, if you buy a property that is newly constructed, the concrete curing process may also cause the foundation of the building to move. Seasonal changes in the moisture in the soil may also cause foundations to move. Check with your inspector and other experts on preventive methods that you can follow to minimize the risk of such movement.

FLOOD HAZARD, FLOODWAYS, AND FLOOD INSURANCE. Many properties are in flood hazard areas. Lenders who make loans on properties located in special flood hazard areas typically require the owner to maintain flood insurance. Additionally, some properties may lie in the floodway. The Texas Association of REALTORS® publishes a form titled, "Information about Special Flood Hazard Areas" (TAR 1414), which discusses flood hazard areas and floodways in more detail. You are encouraged to buy flood insurance regardless of whether the property is in a high, moderate, or low risk flood area.

HISTORIC OR CONSERVATION DISTRICTS. Properties located in historic or conservation districts may have restrictions on use and architecture of the properties. Local governments may create historic or conservation districts for the preservation of certain architectural appeal. A property owner may or may not be aware if the property is located in such a district. If you are concerned whether the property you wish to buy is located in such a district, contact the local government for specific information.

INSPECTION, REPAIRS, & WALK-THROUGH.

Inspections. You are encouraged to have the property you want to buy inspected by licensed inspectors of your choice. You should have the inspections completed during any option period. You should accompany the inspectors during the inspections and ask the inspectors any questions. Brokers and agents do not possess any special skills, knowledge or expertise concerning inspections or repairs. If you request names of inspectors or repair professionals from your agent, you should note that the agent is not making any representation or warranty as to the ability or workmanship of the inspector or repair professionals.

Repairs. You and the seller should resolve, in writing, any obligation and any timing of the obligation to complete repairs you may request before the option period expires.

Walk-Through. Before you close the sale, you should walk through the property and verify that any repairs are complete. If the condition of the property does not satisfy the contractual provisions, notify your agent before you close.

MANDATORY OWNERS' ASSOCIATIONS. The property you buy may require you to be a member in one or more owners' associations. You may obtain subdivision information (the restrictions applying to the subdivision, the bylaws and rules of the owners' association, and a resale certificate). You may be required to pay for the subdivision information unless you negotiate otherwise in the contract. If membership in an owners' association is required, you will probably be obligated to pay periodic dues or assessments. Failure to pay such dues could result in a lien on and foreclosure of the property.

MINERAL INTERESTS. Determining who owns the mineral interests under a property (for example, rights to oil and gas interests) normally requires an expert to review the chain of title to the property. Many times the mineral interests may have been severed from the property and may be owned by persons other than the seller. Contract forms commonly used in Texas provide that the seller's interest, if any, in the mineral interests convey to the buyer as part of the property. However, a seller may wish to retain all or a part of the mineral interests. The Texas Association of REALTORS® publishes a form titled "Information about Mineral Clauses in Contract Forms": (TAR No. 2509) which discusses this issue in more detail.

MULTIPLE LISTING SERVICE. The Multiple Listing Service (MLS) is a database and cooperative tool between brokers. Agents who use the MLS must comply with the MLS's rules. The listing agent is required to timely report the current status of a listing, including when the property is sold or leased or is no longer available, as well as the sales price. Subscribers (other brokers, agents, appraisers, other real estate professionals, and the appraisal districts) have access to the information for market evaluation purposes. Much of the information in the MLS, such as square footage, assessed value, taxes, school boundaries, and year built is obtained from different sources such as the county appraisal district, an appraiser, or builder. The broker or agent who provides you with information from the MLS does not verify the accuracy of the information. You should independently verify the information in the MLS and not rely on the information.

POSSESSION. Most contracts provide that the seller will deliver possession of the property to the buyer at the time the sale *closes and funds or according to a temporary residential lease*. There may be a short delay between closing and actual funding; especially if the buyer is obtaining funds from a lender. You may need to verify with the lender if the loan will fund on the day of closing. You should also take this potential delay into account when planning your move into the property. Any possession by the buyer before the sale closes and funds (or by the seller after the sale closes and funds) must be authorized by a written lease.

PROPERTY INSURANCE. Promptly after entering into a contract to buy a property and before any option period expires, contact your insurance agent to determine the availability and affordability of insurance for the property. There are numerous variables that an insurance company will evaluate when offering insurance at certain coverage levels and at certain prices. Most lenders require that the property be insured in an amount not less than the loan amount. The failure to obtain property insurance before closing may delay the transaction or cause it to end. The Texas Association of REALTORS® publishes a document titled, "Information about Property Insurance for a Buyer or Seller" (TAR 2508), which discusses property insurance in more detail.

RESIDENTIAL SERVICE CONTRACTS. A residential service contract is a product under which a residential service company, for an annual fee, agrees to repair or replace certain equipment or items in a property (for example, covered appliances, air conditioning and heating systems, and plumbing systems). Co-payments typically apply to most service calls. If you request names of residential service companies from your agent, you should note that the agent is not making any representation or warranty about the service company.

SCHOOL BOUNDARIES. School boundaries may change and are, at times, difficult to determine. The school boundaries that your agent may provide to you or that may be provided through a Multiple Listing Service are only mapped estimates from other sources. You are encouraged to verify with the school district which schools residents in the property will attend.

SEPTIC TANKS AND ON-SITE SEWER FACILITIES. Many properties have septic tanks or other on-site sewer facilities. There are several types of such systems. Special maintenance requirements may apply to certain systems. Please refer to a document titled, "Information about On-Site Sewer Facility" (TAR 1407) for more information. You should also determine if the county requires any registration or other action in order for you to begin using the septic system or on-site sewer facility.

SEX OFFENDERS AND CRIMINAL ACTIVITY. If you are concerned about sex offenders who may reside in the area in which you are buying, access www.txdps.state.tx.us. Contact the local police department to obtain information about any criminal activity in the area.

SQUARE FOOTAGE. If you base your purchase price on the size of the property's building and structures, you should have any information you receive about the square footage independently verified. Square footage information comes from other sources such as appraisal districts, appraisers, and builders. Such information is only an estimate. The actual square footage may vary.

STATUTORY TAX DISTRICTS. The property you buy may be located in a utility or other statutorily created district providing water, sewer, drainage, or flood control facilities and services (for example a Municipal Utility District, Water Improvement District, or a Public Improvement District). You are likely to receive a prescribed notice when buying property in such a district.

SURVEY. A survey identifies the location of boundaries, major improvements, fence lines, drives, encroachments, easements, and other items on the property. You should obtain a survey early enough in the transaction to help you identify any encroachments, encumbrances to title, or restrictions. Your contract will typically contain a provision under which you may obtain or be provided with a survey and the right to object to encumbrances to title disclosed in the survey.

SYNTHETIC STUCCO. Synthetic stucco (sometimes known as EIFS) is an exterior siding product that was placed on some properties in the recent past. If the product was not properly installed, it has been known to cause damage to the structure (such as wood rot and moisture). If the property you wish to buy has synthetic stucco, ask your inspector to carefully inspect the siding and ask your inspector any questions you may have.

TAX PRORATIONS. Typically, a buyer and seller agree to prorate a property's taxes through the closing date. Property taxes are due and payable at the end of each calendar year. The escrow agent will estimate, at closing, the taxes for the current year. If the seller is qualified for tax exemptions (for example, homestead, agricultural, or over-65 exemption), such exemptions may or may not apply after closing. After closing the taxes may increase because the exemptions may no longer apply. When buying new construction, the taxes at closing may be prorated based on the land value only and will later increase when the appraisal district includes the value of the new improvements. The actual taxes due, therefore, at the end of the year and in subsequent years may be different from the estimates used at closing.

TERMINATION OPTION. Most contract forms contain an option clause which provides the buyer with an unrestricted right to terminate the contract. Most buyers choose to buy the termination option. You will be required to pay for the termination option in advance. The option fee is negotiable. Most buyers will conduct many of their reviews, inspections, and other due diligence during the option period. You must strictly comply with the time period under the option. The option period is not suspended or extended if you and the seller negotiate repairs or an amendment. If you want to extend the option period you must negotiate an extension separately, obtain the extension in writing, and pay an additional fee for the extension. Do not rely on any oral extensions.

TIDE WATERS. If the property you buy adjoins any of the state's tidal waters, you will be given a prescribed notice titled, "Addendum for Coastal Area Notice" (TAR 1915) at the time you sign a contract. Boundaries of properties along such waters may change and building restrictions will apply. If the property is located seaward of the Gulf Intracoastal Canal, you will receive a separate notice (TAR 1916).

TITLE INSURANCE OR ABSTRACT OF TITLE. You should obtain a title insurance policy or have an abstract of title covering the property examined by your attorney. If you obtain a title insurance policy, you should have the commitment of title insurance reviewed by your attorney not later than the time required under your contract.

UTILITIES. You should evaluate what utilities you will require and check to be sure that the utilities available in the area suit your needs. Some structures may or may not have utilities and electrical facilities to support many modern appliances or equipment.

WATER WELLS. If the property you buy has a water well, you should have, and the lender may require, the equipment inspected and water tested. You should also determine if the county requires any registration or other action in order for you to begin using the water well.

OTHER.

This form was provided by:



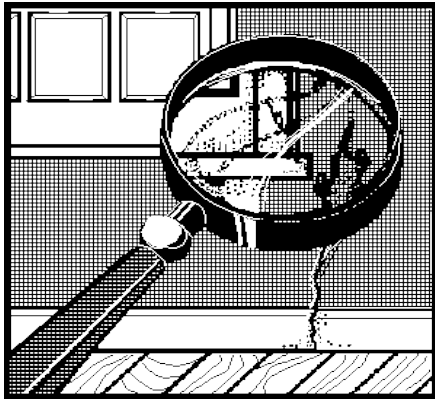
By signing below I acknowledge that I received, read, and understand this information and notice.

Broker's Printed Name

Buyer Date

By: _____
Broker's Associate's Signature Date

Buyer Date



Protect Your Family From Lead In Your Home



Are You Planning To Buy, Rent, or Renovate a Home Built Before 1978?

Many houses and apartments built before 1978 have paint that contains high levels of lead (called lead-based paint). Lead from paint, chips, and dust can pose serious health hazards if not taken care of properly.



OWNERS, BUYERS, and RENTERS are encouraged to check for lead (see page 6) before renting, buying or renovating pre-1978 housing.

Federal law requires that individuals receive certain information before renting, buying, or renovating pre-1978 housing:



LANDLORDS have to disclose known information on lead-based paint and lead-based paint hazards before leases take effect. Leases must include a disclosure about lead-based paint.



SELLERS have to disclose known information on lead-based paint and lead-based paint hazards before selling a house. Sales contracts must include a disclosure about lead-based paint. Buyers will have up to 10 days to check for lead.



RENOVATORS disturbing more than 2 square feet of painted surfaces have to give you this pamphlet before starting work.

IMPORTANT!

Lead From Paint, Dust, and Soil Can Be Dangerous If Not Managed Properly

FACT: Lead exposure can harm young children and babies even before they are born.

FACT: Even children who seem healthy can have high levels of lead in their bodies.

FACT: People can get lead in their bodies by breathing or swallowing lead dust, or by eating soil or paint chips containing lead.

FACT: People have many options for reducing lead hazards. In most cases, lead-based paint that is in good condition is not a hazard.

FACT: Removing lead-based paint improperly can increase the danger to your family.

If you think your home might have lead hazards, read this pamphlet to learn some simple steps to protect your family.

1

Lead Gets in the Body in Many Ways

**Childhood
lead poisoning
remains a
major
environmental
health problem
in the U.S.**

**Even children
who appear
healthy can
have dangerous
levels of lead in
their bodies.**

People can get lead in their body if they:

Breathe in lead dust (especially during renovations that disturb painted surfaces).

Put their hands or other objects covered with lead dust in their mouths.

Eat paint chips or soil that contains lead.

Lead is even more dangerous to children under the age of 6:

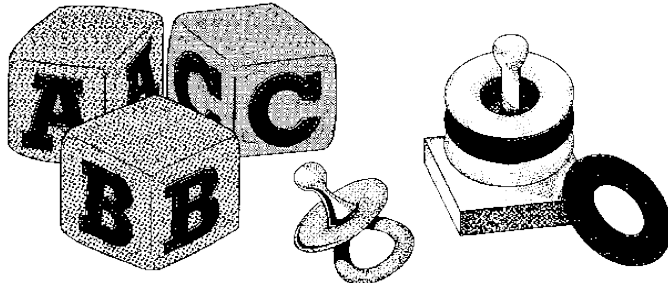
At this age children's brains and nervous system are more sensitive to the damaging effects of lead.

Children's growing bodies absorb more lead.

Babies and young children often put their hands and other objects in their mouths. These objects can have lead dust on them.

Lead is also dangerous to women of childbearing age:

Women with a high lead level in their system prior to pregnancy would expose a fetus to lead through the placenta during fetal development.



Lead's Effects

It is important to know that even exposure to low levels of lead can severely harm children.

In children, lead can cause:

Nervous system and kidney damage.

Learning disabilities, attention deficit disorder, and decreased intelligence.

Speech, language, and behavior problems.

Poor muscle coordination.

Decreased muscle and bone growth.

Hearing damage.

While low-lead exposure is most common, exposure to high levels of lead can have devastating effects on children, including seizures, unconsciousness, and, in some cases, death.

Although children are especially susceptible to lead exposure, lead can be dangerous for adults too.

In adults, lead can cause:

Increased chance of illness during pregnancy.

Harm to a fetus, including brain damage or death.

Fertility problems (in men and women).

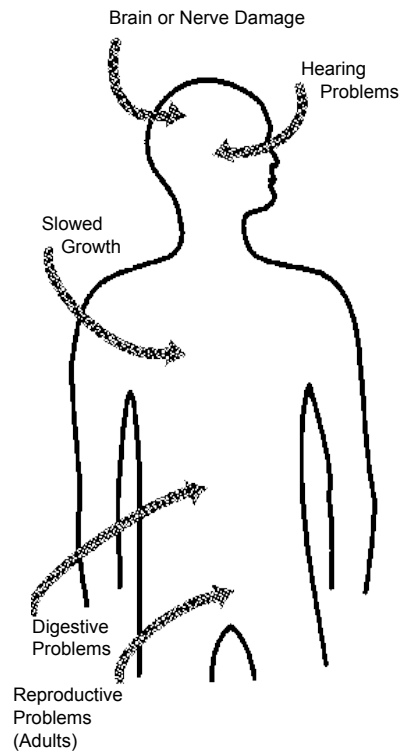
High blood pressure.

Digestive problems.

Nerve disorders.

Memory and concentration problems.

Muscle and joint pain.



**Lead affects
the body in
many ways.**

Where Lead-Based Paint Is Found

In general, the older your home, the more likely it has lead-based paint.

Many homes built before 1978 have lead-based paint. The federal government banned lead-based paint from housing in 1978. Some states stopped its use even earlier. Lead can be found:

In homes in the city, country, or suburbs.

In apartments, single-family homes, and both private and public housing.

Inside and outside of the house.

In soil around a home. (Soil can pick up lead from exterior paint or other sources such as past use of leaded gas in cars.)

Checking Your Family for Lead

Get your children and home tested if you think your home has high levels of lead.

To reduce your child's exposure to lead, get your child checked, have your home tested (especially if your home has paint in poor condition and was built before 1978), and fix any hazards you may have. Children's blood lead levels tend to increase rapidly from 6 to 12 months of age, and tend to peak at 18 to 24 months of age.

Consult your doctor for advice on testing your children. A simple blood test can detect high levels of lead. Blood tests are usually recommended for:

Children at ages 1 and 2.

Children or other family members who have been exposed to high levels of lead.

Children who should be tested under your state or local health screening plan.

Your doctor can explain what the test results mean and if more testing will be needed.

Identifying Lead Hazards

Lead-based paint is usually not a hazard if it is in good condition, and it is not on an impact or friction surface, like a window. It is defined by the federal government as paint with lead levels greater than or equal to 1.0 milligram per square centimeter, or more than 0.5% by weight.

Deteriorating lead-based paint (peeling, chipping, chalking, cracking or damaged) is a hazard and needs immediate attention. It may also be a hazard when found on surfaces that children can chew or that get a lot of wear-and-tear, such as:

Windows and window sills.

Doors and door frames.

Stairs, railings, banisters and porches.

Lead dust can form when lead-based paint is scraped, sanded, or heated. Dust also forms when painted surfaces bump or rub together. Lead chips and dust can get on surfaces and objects that people touch. Settled lead dust can re-enter the air when people vacuum, sweep, or walk through it. The following two federal standards have been set for lead hazards in dust:

40 micrograms per square foot ($\mu\text{g}/\text{ft}^2$) and higher for floors, including carpeted floors.

250 $\mu\text{g}/\text{ft}^2$ and higher for interior window sills.

Lead in soil can be a hazard when children play in bare soil or when people bring soil into the house on their shoes. The following two federal standards have been set for lead hazards in residential soil:

400 parts per million (ppm) and higher in play areas of bare soil.

1,200 ppm (average) and higher in bare soil in the remainder of the yard.

The only way to find out if paint, dust and soil lead hazards exist is to test for them. The next page describes the most common methods used.

Lead from paint chips, which you can see, and lead dust, which you can't always see, can both be serious hazards.

Checking Your Home for Lead

Just knowing that a home has lead-based paint may not tell you if there is a hazard.



You can get your home tested for lead in several different ways:

A paint **inspection** tells you whether your home has lead-based paint and where it is located. It won't tell you whether or not your home currently has lead hazards.

A **risk assessment** tells you if your home currently has any lead hazards from lead in paint, dust, or soil. It also tells you what actions to take to address any hazards.

A combination risk assessment and inspection tells you if your home has any lead hazards and if your home has any lead-based paint, and where the lead-based paint is located.

Hire a trained and certified testing professional who will use a range of reliable methods when testing your home.

Visual inspection of paint condition and location.

A portable x-ray fluorescence (XRF) machine.

Lab tests of paint, dust, and soil samples.

There are state and federal programs in place to ensure that testing is done safely, reliably, and effectively. Contact your state or local agency (see bottom of page 11) for more information, or call **1-800-424-LEAD (5323)** for a list of contacts in your area.

Home test kits for lead are available, but may not always be accurate. Consumers should not rely on these kits before doing renovations or to assure safety.

What You Can Do Now To Protect Your Family

If you suspect that your house has lead hazards, you can take some immediate steps to reduce your family's risk:

If you rent, notify your landlord of peeling or chipping paint.

Clean up paint chips immediately.

Clean floors, window frames, window sills, and other surfaces weekly. Use a mop or sponge with warm water and a general all-purpose cleaner or a cleaner made specifically for lead. **REMEMBER: NEVER MIX AMMONIA AND BLEACH PRODUCTS TOGETHER SINCE THEY CAN FORM A DANGEROUS GAS.**

Thoroughly rinse sponges and mop heads after cleaning dirty or dusty areas.


Wash children's hands often, especially before they eat and before nap time and bed time.

Keep play areas clean. Wash bottles, pacifiers, toys, and stuffed animals regularly.

Keep children from chewing window sills or other painted surfaces.

Clean or remove shoes before entering your home to avoid tracking in lead from soil.

Make sure children eat nutritious, low-fat meals high in iron and calcium, such as spinach and dairy products. Children with good diets absorb less lead.



Reducing Lead Hazards In The Home

Removing lead improperly can increase the hazard to your family by spreading even more lead dust around the house.

In addition to day-to-day cleaning and good nutrition:

You can **temporarily** reduce lead hazards by taking actions such as repairing damaged painted surfaces and planting grass to cover soil with high lead levels. These actions (called "interim controls") are not permanent solutions and will need ongoing attention.

To **permanently** remove lead hazards, you should hire a certified lead "abatement" contractor. Abatement (or permanent hazard elimination) methods include removing, sealing, or enclosing lead-based paint with special materials. Just painting over the hazard with regular paint is not permanent removal.

Always use a professional who is trained to remove lead hazards safely.

Always hire a person with special training for correcting lead problems--someone who knows how to do this work safely and has the proper equipment to clean up thoroughly. Certified contractors will employ qualified workers and follow strict safety rules as set by their state or by the federal government.

Once the work is completed, dust cleanup activities must be repeated until testing indicates that lead dust levels are below the following:

40 micrograms per square foot ($\mu\text{g}/\text{ft}^2$) for floors, including carpeted floors;

250 $\mu\text{g}/\text{ft}^2$ for interior window sills; and

400 $\mu\text{g}/\text{ft}^2$ for window troughs.

Call your state or local agency (see bottom of page 11) for help in locating certified professionals in your area and to see if financial assistance is available.



Remodeling or Renovating a Home With Lead-Based Paint

Take precautions before your contractor or you begin remodeling or renovating anything that disturbs painted surfaces (such as scraping off paint or tearing out walls):

Have the area tested for lead-based paint.

Do not use a belt-sander, propane torch, high temperature heat gun, dry scraper, or dry sandpaper to remove lead-based paint. These actions create large amounts of lead dust and fumes. Lead dust can remain in your home long after the work is done.

Temporarily move your family (especially children and pregnant women) out of the apartment or house until the work is done and the area is properly cleaned. If you can't move your family, at least completely seal off the work area.

Follow other safety measures to reduce lead hazards. You can find out about other safety measures by calling 1-800-424-LEAD. Ask for the brochure "Reducing Lead Hazards When Remodeling Your Home". This brochure explains what to do before, during, and after renovations.

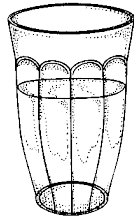
If you have already completed renovations or remodeling that could have released lead-based paint or dust, get your young children tested and follow the steps outlined on page 7 of this brochure.



If not conducted properly, certain types of renovations can release lead from paint and dust into the air.



Other Sources of Lead



While paint, dust, and soil are the most common sources of lead, other lead sources also exist.

Drinking water. Your home might have plumbing with lead or lead solder. Call your local health department or water supplier to find out about testing your water. You cannot see, smell, or taste lead, and boiling your water will not get rid of lead. If you think your plumbing might have lead in it:

- Use only cold water for drinking and cooking.
- Run water for 15 to 30 seconds before drinking it, especially if you have not used your water for a few hours.

The job. If you work with lead, you could bring it home on your hands or clothes. Shower and change clothes before coming home. Launder your work clothes separately from the rest of your family's clothes.



Old painted **toys and furniture.**

Food and liquids stored in **lead crystal or lead-glazed pottery or porcelain.**

Lead smelters or other industries that release lead into the air.

Hobbies that use lead, such as making pottery or stained glass, or refinishing furniture.

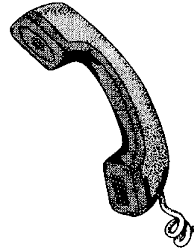
Folk remedies that contain lead, such as "greta" and "azarcon" used to treat an upset stomach.



For More Information

The National Lead Information Center

Call **1-800-424-LEAD (424-5323)** to learn how to protect children from lead poisoning and for other information on lead hazards. To access lead information via the web, visit **www.epa.gov/lead** and **www.hud.gov/offices/lead/**.




EPA's Safe Drinking Water Hotline

Call **1-800-426-4791** for information about lead in drinking water.

Consumer Product Safety Commission (CPSC) Hotline

To request information on lead in consumer products, or to report an unsafe consumer product or a product-related injury call **1-800-638-2772**, or visit CPSC's Web site at: **www.cpsc.gov**.



Health and Environmental Agencies

Some cities, states and tribes have their own rules for lead-based paint activities. Check with your local agency to see which laws apply to you. Most agencies can also provide information on finding a lead abatement firm in your area, and on possible sources of financial aid for reducing lead hazards. Receive up-to-date address and phone information for your local contacts on the Internet at **www.epa.gov/lead** or contact the National Lead Information Center at **1-800-424-LEAD**.

For the hearing impaired, call the federal Information Relay Service at **1-800-877-8339** to access any of the phone numbers in this brochure.

EPA Regional Offices

Your Regional EPA Office can provide further information regarding regulations and lead protection programs.

EPA Regional Offices

Region 1 (Connecticut, Massachusetts, Maine, New Hampshire, Rhode Island, Vermont)

Regional Lead Contact
U.S. EPA Region 1
Suite 1100 (CPT)
One Congress Street
Boston, MA 02114-2023
1 (888) 372-7341

Region 2 (New Jersey, New York, Puerto Rico, Virgin Islands)

Regional Lead Contact
U.S. EPA Region 2
2890 Woodbridge Avenue
Building 209, Mail Stop 225
Edison, NJ 08837-3679
(732) 321-6671

Region 3 (Delaware, Maryland, Pennsylvania, Virginia, Washington DC, West Virginia)

Regional Lead Contact
U.S. EPA Region 3 (3WC33)
1650 Arch Street
Philadelphia, PA 19103
(215) 814-5000

Region 4 (Alabama, Florida, Georgia, Kentucky, Mississippi, North Carolina, South Carolina, Tennessee)

Regional Lead Contact
U.S. EPA Region 4
61 Forsyth Street, SW
Atlanta, GA 30303
(404) 562-8998

Region 5 (Illinois, Indiana, Michigan, Minnesota, Ohio, Wisconsin)

Regional Lead Contact
U.S. EPA Region 5 (DT-8J)
77 West Jackson Boulevard
Chicago, IL 60604-3666
(312) 886-6003

Region 6 (Arkansas, Louisiana, New Mexico, Oklahoma, Texas)

Regional Lead Contact
U.S. EPA Region 6
1445 Ross Avenue, 12th Floor
Dallas, TX 75202-2733
(214) 665-7577

Region 7 (Iowa, Kansas, Missouri, Nebraska)

Regional Lead Contact
U.S. EPA Region 7
(ARTD-RALI)
901 N. 5th Street
Kansas City, KS 66101
(913) 551-7020

Region 8 (Colorado, Montana, North Dakota, South Dakota, Utah, Wyoming)

Regional Lead Contact
U.S. EPA Region 8
999 18th Street, Suite 500
Denver, CO 80202-2466
(303) 312-6021

Region 9 (Arizona, California, Hawaii, Nevada)

Regional Lead Contact
U.S. Region 9
75 Hawthorne Street
San Francisco, CA 94105
(415) 947-4164

Region 10 (Alaska, Idaho, Oregon, Washington)

Regional Lead Contact
U.S. EPA Region 10
Toxics Section WCM-128
1200 Sixth Avenue
Seattle, WA 98101-1128
(206) 553-1985

CPSC Regional Offices

Your Regional CPSC Office can provide further information regarding regulations and consumer product safety.

Eastern Regional Center

Consumer Product Safety Commission
201 Varick Street, Room 903
New York, NY 10014
(212) 620-4120

Western Regional Center

Consumer Product Safety Commission
1301 Clay Street, Suite 610-N
Oakland, CA 94612
(510) 637-4050

Central Regional Center

Consumer Product Safety Commission
230 South Dearborn Street, Room 2944
Chicago, IL 60604
(312) 353-8260

HUD Lead Office

Please contact HUD's Office of Healthy Homes and Lead Hazard Control for information on lead regulations, outreach efforts, and lead hazard control and research grant programs.

U.S. Department of Housing and Urban Development

Office of Healthy Homes and Lead Hazard Control
451 Seventh Street, SW. P-3206
Washington, DC 20410
(202) 755-1785

This document is in the public domain. It may be reproduced by an individual or organization without permission. Information provided in this booklet is based upon current scientific and technical understanding of the issues presented and is reflective of the jurisdictional boundaries established by the statutes governing the co-authoring agencies. Following the advice given will not necessarily provide complete protection in all situations or against all health hazards that can be caused by lead exposure.

U.S. EPA Washington DC 20460
U.S. CPSC Washington DC 20207
U.S. HUD Washington DC 20410

EPA747-K-99-001
June 2003

Simple Steps To Protect Your Family From Lead Hazards

If you think your home has high levels of lead:

Get your young children tested for lead, even if they seem healthy.

Wash children's hands, bottles, pacifiers, and toys often.

Make sure children eat healthy, low-fat foods.

Get your home checked for lead hazards.

Regularly clean floors, window sills, and other surfaces.

Wipe soil off shoes before entering house.

Talk to your landlord about fixing surfaces with peeling or chipping paint.

Take precautions to avoid exposure to lead dust when remodeling or renovating (call 1-800-424-LEAD for guidelines).

Don't use a belt-sander, propane torch, high temperature heat gun, scraper, or sandpaper on painted surfaces that may contain lead.

Don't try to remove lead-based paint yourself.